

GRIPPS®

GRIPPS® Technical Specification Sheet.

GRIPPS® Gloves

Models: S21625, S21626, S21627, S21628



S21625-S / S21625-M
S21625-L / S21625-XL
S21625-2XL
C5 FlexiLite MKII Gloves
Max Load: 2.3kg / 5.0lbs
Max Tether Length:
25cm / 9.8"
ANSI/ISEA 121-2018
COMPLIANT

S21626-S / S21626-M
S21626-L / S21626-XL
S21626-2XL
C5 FlexiLite Impact MKII
Gloves
Max Load: 2.3kg / 5.0lbs
Max Tether Length:
25cm / 9.8"
ANSI/ISEA 121-2018
COMPLIANT



S21627-S / S21627-M
S21627-L / S21627-XL
S21627-2XL
C5 Eco Glove
Max Load: 2.3kg / 5.0lbs
Max Tether Length:
25cm / 9.8"
ANSI/ISEA 121-2018
COMPLIANT

S21628-XS / S21628-S
S21628-M / S21628-L
S21628-XL / S21628-2XL
S21628-3XL
C5 Eco Impact Glove
Max Load: 2.3kg / 5.0lbs
Max Tether Length:
25cm / 9.8"
ANSI/ISEA 121-2018
COMPLIANT

FOR PRODUCT SUPPORT CONTACT:

support@gripps.com | +61 3 8383 9458

WWW.GRIPPS.COM

GRIPPS® Gloves

SAFETY INFORMATION

⚠️ WARNING Before using the GRIPPS® Gloves, read all provided safety information pertaining to the use of your Dropped Tool Prevention (DTP) device. FAILURE TO DO SO COULD RESULT IN INJURY OR DEATH.

The user of a DTP device bears the responsibility of reading all safety information contained herein. Keep this manual for future reference.

Intended Use:

When used properly, GRIPPS® Gloves can prevent workplace hazards resulting from dropped tools. These may include personal injury and material damage.

GRIPPS® does not approve use of this device for any activities not described in the User Instructions. This device is not intended to be used in any recreational activity, as a personal fall-arrest device or in any other manner not described herein.

⚠️ WARNING Misuse of this device could result in serious injury or death.

Adhere to all manufacturer recommendations regarding the operation and maintenance of this device. For additional information, contact GRIPPS® customer support.

Read and adhere to the following in order to ensure correct operational functionality:

- Your DTP should never be used as a personal fall-arrest device or restraint system.
- Do not use this device with tools that exceed the specified maximum load/weight.
- A DTP device used in applications that exceed the limits of operation specified by the manufacturer should be considered unsafe and should be replaced.
- Do not tether a tool over 2.5kg/5.5lbs directly to your clothing or person.
- Inspect your DTP device before each use.
- Ensure the DTP device is securely connected to a load rated tool connector or anchor point before use.
- Inspect any tool connector point before it is connected to the DTP device.
- Modification of the DTP device voids all warranties and violates manufacturer recommendations.
- Do not use a tool that cannot be connected to your DTP in the manner specified by GRIPPS®.
- It is unsafe to extend the length of the DTP product by any means.
- Do not use this product if it will create an unsafe working environment.
- Use extra precaution around moving machinery, moving parts, electrical hazards, extreme temperatures, chemical hazards, or combustion hazards.
- Avoid contact between the connected Wrist Tether and rough or sharp edges.
- Regularly inspect the Velcro on the Adjustable Wrist-Anchor to ensure it is free from any dust, grime or debris.
- All connected tools and equipment, including connection points, must be compatible for use with this DTP device.

- Always wear appropriate personal protective equipment.
- If a tether has arrested a dropped tool or object, it should be taken out of service and replaced.
- All procedures shown in this instruction are for GRIPPS® Wrist-Anchor products only.

GENERAL USE AND CARE

GRIPPS® Glove range provides users with the ability to tether small hand tools directly to each glove, as well as offering superior hand protection and comfort. A pending patent product, each glove is fitted with an in-built anchor point, making them an ideal solution for workers at heights.

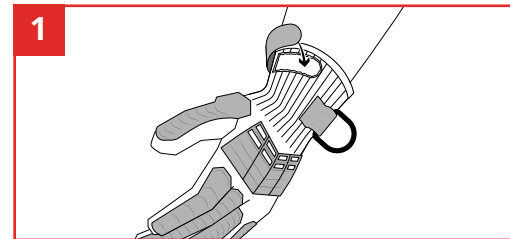
Recommended Use of GRIPPS® Gloves:

1. Only use in combination with GRIPPS® Wrist Tethers.
2. Use GRIPPS® Gloves with tools that weigh up to 2.3kg/5.0lbs.
3. If a suitable Tool Connector point cannot be determined, do not connect the Webbing Wrist Tether.

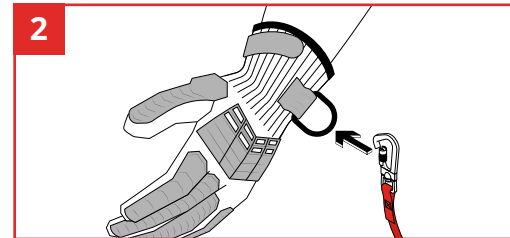
Before Use:

Thoroughly inspect your GRIPPS® DTP device before each use. Do not use any component that presents deformities or deterioration.

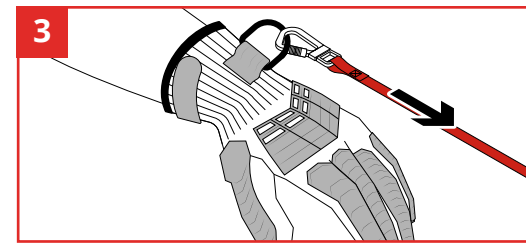
HOW TO USE / INSTRUCTIONS:



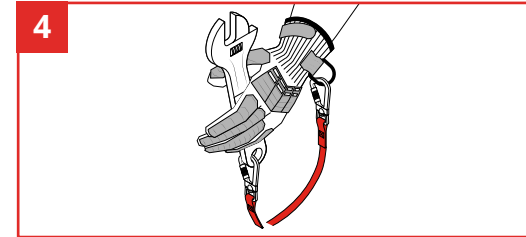
Choose correct size of glove and put on.



Attach a GRIPPS® Wrist Tether to the load-rated tether anchor.



Pull firmly on the tether to ensure that the connection is secure.



You can now work at height with your GRIPPS® gloves.

***NEVER EXCEED MAX LOAD 2.3kg / 5.0lbs.**

***NEVER EXCEED MAX TETHER LENGTH 25cm/9.8"**

After Use Care:

Clean and inspect the Gloves, Wrist Tether and connected tool. For tougher stains, use warm water and a mild soap or detergent. Do not use again until dry.

Store in a clean and dry environment. Proper care will help to ensure that it will operate effectively and extend its service.

GRIPPS®



linkedin.com/company/grippsglobal



facebook.com/grippsglobal



youtube.com/@gripps3480grippsglobal



instagram.com/grippsglobal